



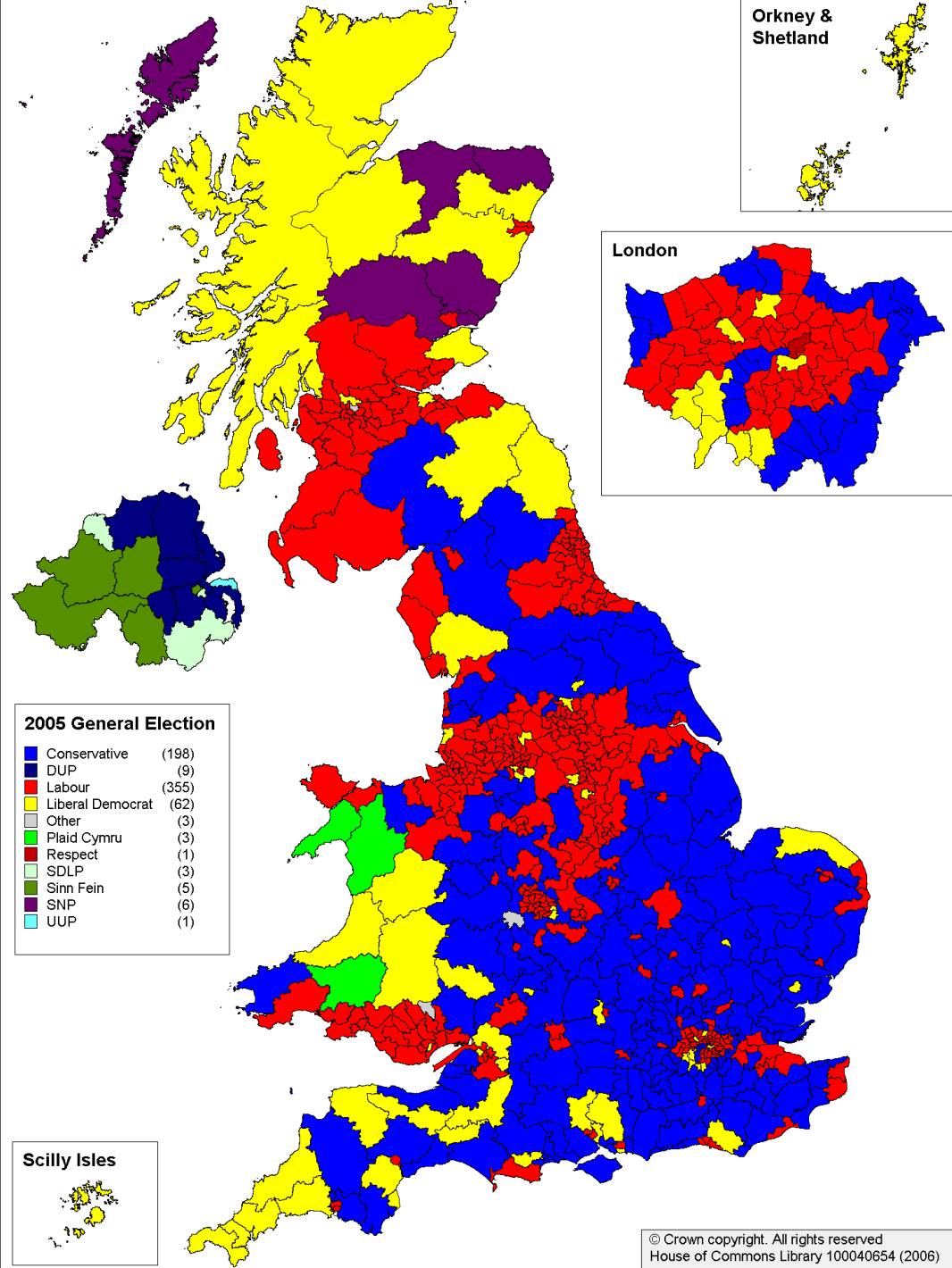
Do You Know How Your Vote Will Count in the General Election of 2010?

Nigel Marriott
Chartered Statistician

5th May 2010

Topics

1. General Elections' Trends 1945 - 2005
2. How do Votes become Seats under First Past The Post?
3. Will We see a Minor Party Breakthrough?



- All Data in the presentation comes from the House of Commons Research Library website.
- This is a fantastic resource for comprehensive election data for UK (local & general), EU & US elections.
- What will this map look like in 2010?
 - Boundary changes mean there are now 650 seats not 646.

**There are 650 seats in the UK
up for grabs in 2010.**

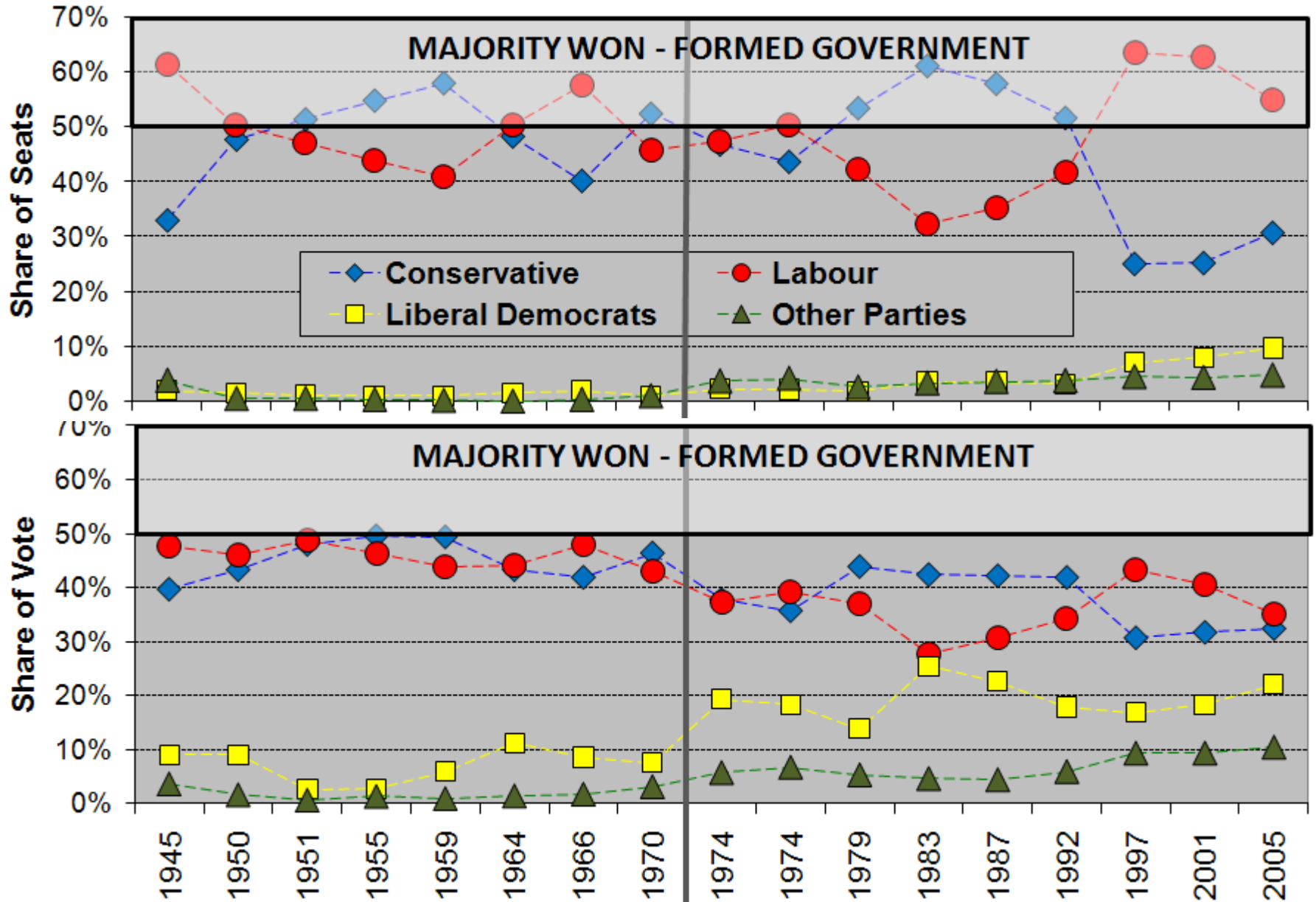
**How many seats does a party
need to get a majority?**

A Party Only Needs 320 Seats for a Majority

- There are 650 MPs in the House a commons.
- Constitutionally (but unwritten), a party can only govern if it can get a majority to
 - Approve the Budget
 - Approve the Queens Speech
 - Defeat a motion of no-confidence
- The speaker & the 2 deputy speakers do not vote.
- Sinn Fein won 5 seats in 2005 but do not take their seats in the commons because they will not take to the oath to the Queen.
- This reduce the effective number of seats to 642 so 322 is needed for a majority. However
 - Ulster Unionists (1 MP in 2005) have an alliance with Conservatives, SDLP (3 in 2005) traditionally support Labour, and there are likely to be 2 or 3 independents or minor parties who might support the Lib Dems.
 - Therefore, any of the 3 major parties could govern with 320 seats.

General Election Trends 1945-2005

UK General Elections – Vote & Seat Share



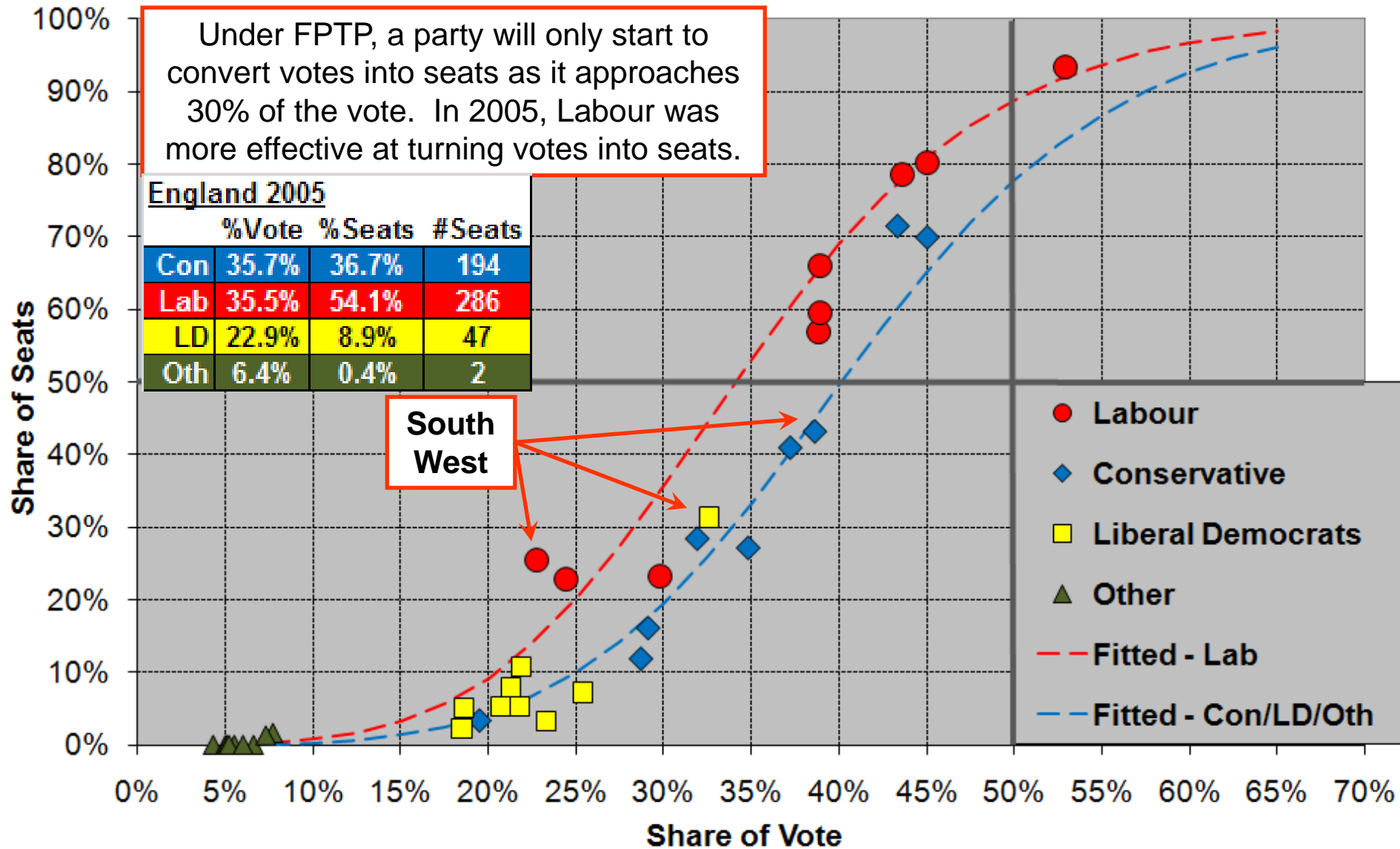
How Do Votes Become Seats Under FPTP?

Vote & Seat Share 2005 by 9 English Regions

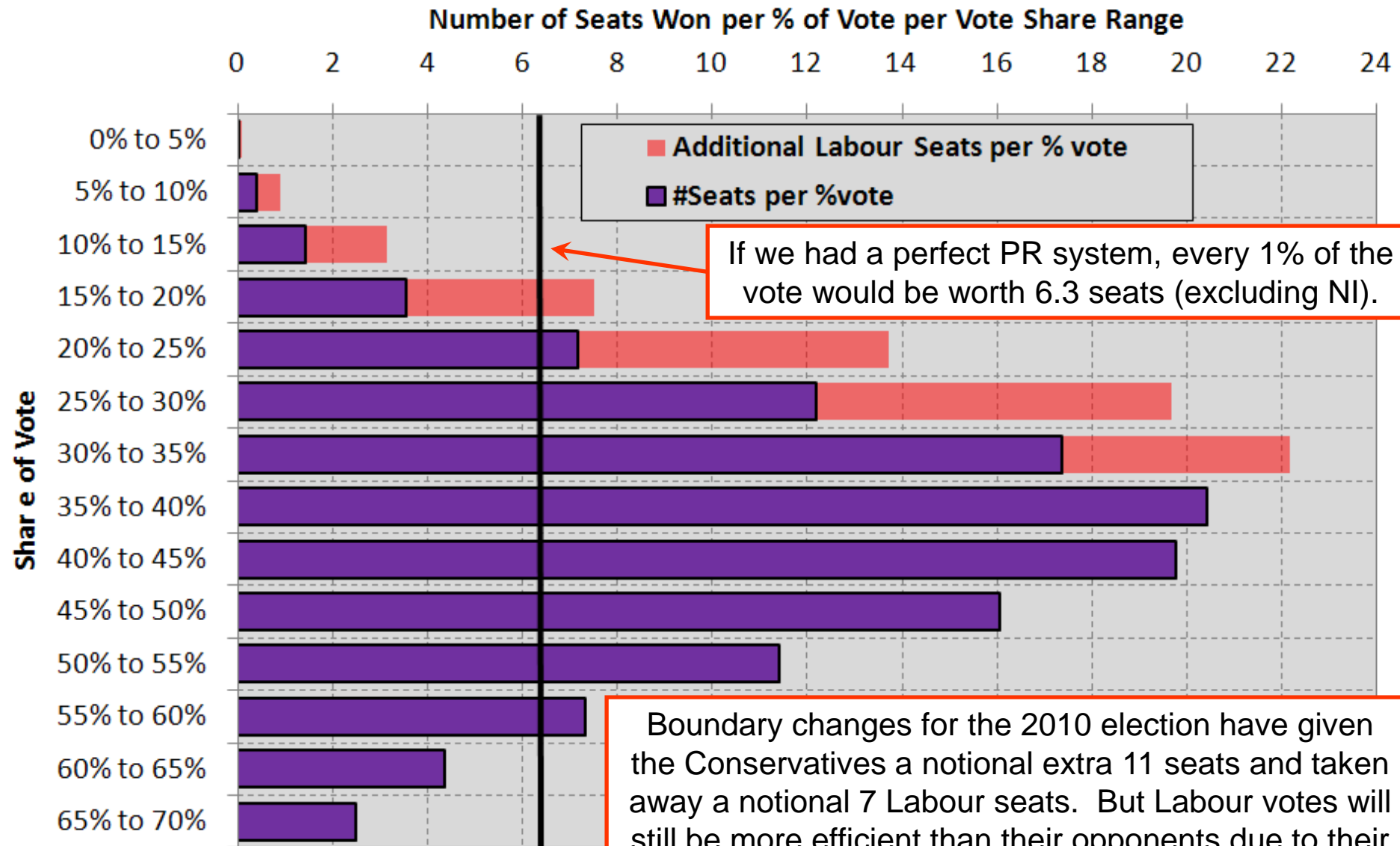
Under FPTP, a party will only start to convert votes into seats as it approaches 30% of the vote. In 2005, Labour was more effective at turning votes into seats.

England 2005

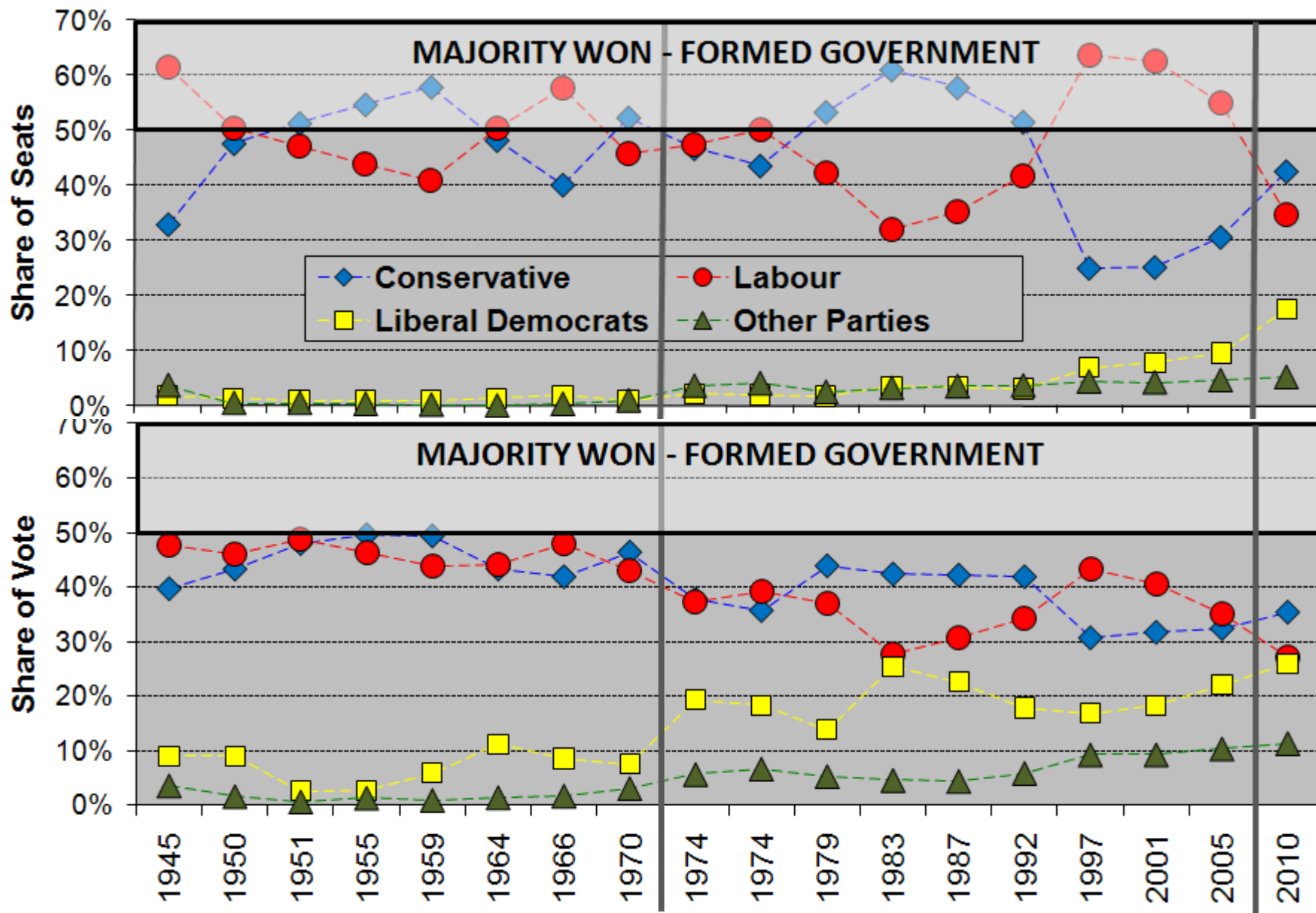
| | %Vote | %Seats | #Seats |
|-----|-------|--------|--------|
| Con | 35.7% | 36.7% | 194 |
| Lab | 35.5% | 54.1% | 286 |
| LD | 22.9% | 8.9% | 47 |
| Oth | 6.4% | 0.4% | 2 |



Vote to Seat Efficiency in 2005



UK General Election 2010 – My Prediction



2010 Prediction – Hung Parliament

| #Seats | Con | Lab | LD | Oth | Total |
|--------|------|-------|------|------|-------|
| 2005 | 198 | 356 | 62 | 30 | 646 |
| 2010 | 277 | 225 | 114 | 34 | 650 |
| change | 79 | -131 | 52 | 4 | 4 |
| | | | | | |
| %Seats | Con | Lab | LD | Oth | |
| 2005 | 31% | 55% | 10% | 5% | |
| 2010 | 43% | 35% | 18% | 5% | |
| change | 12% | -20% | 8% | 1% | |
| | | | | | |
| %Vote | Con | Lab | LD | Oth | |
| 2005 | 32% | 35% | 22% | 10% | |
| 2010 | 35% | 27% | 26% | 11% | |
| change | 3.0% | -8.0% | 4.0% | 1.0% | |

Most polls are tending to overestimate the number of seats that Labour will win.

e.g. the BBC calculator using the change in the vote given here, gives Labour 30 more seats at the expense of the Lib Dems.

Note most polls published are giving GB vote shares NOT the UK vote share shown here. To convert GB based polls to UK numbers add 2.5% to Other and reduce each of the 3 main parties by almost 1%.

Points of Interest – Minor Parties in England

Will We See A Minor Party Win Their 1st Seat?

- UKIP

- Were the 4th largest party in the UK in 2005 with 600k votes, 200k more than the SNP who were 5th largest.
- Averaged 2.8% of the vote in the 496 constituencies they competed in.
- 2nd largest party in the 2009 EU elections.
- However, vote is too uniform and lacks concentration.
- Nigel Farage is breaking previous convention and challenging the Speaker, John Bercow, in Buckingham.

- Greens

- Were the 6th largest in the UK in 2005 with 280k votes, 40k more than the DUP.
- Averaged 3.4% of the vote in the 209 constituencies they competed in.
- Were a close 3rd with 22% of the vote in Brighton Pavilion (a Labour seat). Their leader Caroline Lucas is standing in this constituency.
- Were the largest party in Brighton, Oxford & Norwich in the 2009 EU elections.

Will We See A Minor Party Win Their 1st Seat?

- BNP

- Were the 8th largest party in the UK in 2005 with 190k votes, 15k more than Plaid Cymru who were 9th largest.
- Averaged 4.3% of the vote in the 119 constituencies they competed in.
- Won 2 MEPS in the 2009 EU elections.
- They are targeting Stoke Central & Barking where Nick Griffin is standing.
- Note local elections are also taking place in Barking at the same time where the BNP are the 2nd largest party.

- Respect

- Competed in 27 seats in 2005 and won Bethnal Green & Bow.
- They were 2nd in 3 other constituencies behind Labour in East Ham, West Ham & Birmingham Sparkbrook
- Averaged 7.2% of the vote in the 27 constituencies they competed in.
- George Galloway who won Bethnal Green & Bow is now standing in the neighbouring Poplar & Limehouse constituency.